



Motiva Wave™

The Motiva Wave™ is our new and innovative design that really does deliver on the wow factor. Available in a monopitch or duopitch roof variant, it has all the robust features of our standard designs with a little extra pizzazz. The Motiva Wave™ is an excellent solution for buildings with a low roofline and offers all year-round protection.

- ✓ Solid steel framework
- ✓ Framework finished in Dura-coat™ finish
- ✓ Innovative wave polycarbonate roof design
- ✓ Wide range of sizes
- ✓ Longest guarantees on the market
- ✓ Bespoke designs on request to enclose the space



Appearance

Steelwork on the Motiva Wave™ canopy is finished in Dura-coat™ colour finish to any RAL colour. The aluminium gutters and downpipes are also finished to match. Our superior polycarbonate roof covering can either be clear or opal as standard.

Post pads can be any colour, often contrasting with the structure.
Side panels in polycarbonate or glass.
Wide range of door options .

Services

A & S Landscape recommend early consultation to consider all aspects of the installation of our Motiva Wave™. We provide free quotations, technical information and drawing files (at design stage) to allow effortless incorporation into Architects' drawings. Our service to you includes: - comprehensive site surveys, CAD Drawings, and project management. Early technical involvement often improves design, aesthetics, and cost.

BESPOKE PRODUCTS

Our ability to extensively customise our products ensures that we can meet any specialist requirements that you may have. Our flexible modular system often allows this to be done very economically whilst retaining all of our superior performance characteristics.

Specification

TYPICAL APPLICATIONS

The Motiva Wave™. is ideal for –

Alfresco dining and recreational areas | Plazas | Schools | Colleges
Universities | Outdoor play | Outdoor learning

MATERIALS

Structure – All steel

Roofing – Polycarbonate

Finish – Galvanised only or Dura-coat™ colour finish

DIMENSIONS

Virtually any dimensions are available for the Motiva Wave™ canopy. The most cost-effective widths are: 2000mm, 3000mm, 4000mm, 5000mm, 6000mm. Standard lengths are at 700mm increments but any length is possible. Post centres are typically 4000mm (up to 5000mm). In all instances please enquire – we can accommodate nearly any situation.


OPTIONS

- Side panels
- Various infill options
- Clear, opal or coloured roof
- Aluminium guttering and downpipes

- Wall brackets
- Wide span beams
- CHS uprights
- Post pads


SPECIFICATION CLAUSE

To supply and install to manufacturer's recommendations: Motiva Wave™ canopy to overall size — mm X — mm (or as per drawing no——) to include for clear/opal/coloured roof, Alu-Tuff™ gutters and downpipes all in Dura-coat™ finish to RAL—— as manufactured by A&S Landscape, March Way, Battlefield Enterprise Park, Shrewsbury, SY1 3JE
T: 01743 444100 E: sales@aandslandscape.com



Colours

Standard steel colours (any RAL colour available)



White (9010)
- RAL NO. 9010



Signal Yellow
- RAL NO. 1003



Brown Red
- RAL NO. 3011



Traffic Red
- RAL NO. 3020



Squirrel Grey
- RAL NO. 7000



Ultramarine Blue
- RAL No. 5002



Gentian Blue
- RAL NO. 5010



Sapphire Blue
- RAL NO. 5003



Slate Grey
- RAL NO. 7015



Moss Green
- RAL NO. 6005




Signal Green
- RAL NO. 6032



Jet Black
- RAL NO. 9005

Polycarbonate Colours



Transparent



Opal

