



## Maxima Tepee™

The Maxima Tepee™ is a stunning modular structure that is available from 3 metres up to a massive 15 metres. Its hardwearing and aesthetically pleasing design offers superior shelter as a standalone or with many multiple unit possibilities. Manufactured using the latest technology, these colourful units comprise of galvanised and PPC steel and boast integral gutter systems. The waterproof fabric is UV resistant and fire retardant.

- ✓ Solid steel framework
- ✓ Framework finished in Dura-coat™ finish
- ✓ Clever integral gutter system
- ✓ Wide range of sizes
- ✓ Contrasting frame and fabric options
- ✓ Minimal uprights
- ✓ Versatile and modern functional design
- ✓ Enhance the look and increase coverage with multiple modules



### Appearance

Steelwork on the Maxima Tepee™ is galvanised only or finished in Dura-coat colour finish to any RAL colour.

High strength, varnished PVC coated polyester fabric, manufactured

using the latest technology, is available in 2 weights and 15 stunning colour choices.

Post pads can be any colour, often contrasting with the structure.

### Services

A & S Landscape recommend early consultation to consider all aspects of the installation of our Maxima Tepee™. We provide free quotations, technical information and drawing files (at design stage) to allow effortless incorporation into Architects' drawings. Our service to you includes: - comprehensive site surveys, CAD Drawings, and project management. Early technical involvement often improves design, aesthetics and cost.

#### BESPOKE PRODUCTS

Our ability to extensively customise our products ensures that we can meet any specialist requirements that you may have. Our flexible modular system often allows this to be done very economically whilst retaining all of our superior performance characteristics.

### Specification

#### TYPICAL APPLICATIONS

The Maxima Tepee™ is ideal for –

Dining and recreational areas | Sporting facilities and events  
Playgrounds | Parks and public spaces | Nurseries and playgroups

#### MATERIALS

Structure – All steel  
Roofing – Waterproof, UV resistant and fire-retardant fabric  
Finish – Dura-coat™ colour finish  
Dimensions – Virtually any size is achievable with the Maxima Tepee™.  
Standard configuration for single units is square from 3000mm x 3000mm to 15000mm x 15000mm

#### OPTIONS

- Side panels
- Post pads
- Wide range of colour options
- Integral gutter
- Side panel options


#### SPECIFICATION CLAUSE

To supply and install to supplier's recommendation: Maxima Tepee™ shade/shelter structure to an overall size of — x — (or as per drawing no—) to inc for integral gutter system and waterproof, UV resistant and fire retardant fabric. All in Dura-coat™ colour finish from standard range as supplied and installed by A&S Landscape, March Way, Battlefield Enterprise Park, Shrewsbury, SY1 3JE  
T: 01743 444100 E: sales@aandslandscape.com



## Colours

### Tepee Steel Colours



White Aluminium  
- RAL NO. 9010



Signal Yellow  
- RAL NO. 1003



Brown Red  
- RAL NO. 3011



Traffic Red  
- RAL NO. 3020



Squirrel Grey  
- RAL NO. 7000



Ultramarine Blue  
- RAL No. 5002



Gentian Blue  
- RAL NO. 5010



Sapphire Blue  
- RAL NO. 5003



Slate Grey  
- RAL NO. 7015



Moss Green  
- RAL NO. 6005



Signal Green  
- RAL NO. 6032



Jet Black  
- RAL NO. 9005


### Tepee Fabric Colours



Signal Yellow  
- RAL NO. 1003




White  
- RAL NO. 9010



Beige  
- RAL NO. 1001



Ivory  
- RAL NO. 1014



Oyster White  
- RAL NO. 1013



Colza Yellow  
- RAL NO. 1021



Deep Orange  
- RAL NO. 2011



Flame Red  
- RAL NO. 3000



Brown Red  
- RAL NO. 3011



Sky Blue  
- RAL NO. 5015



Ultramarine Blue  
- RAL NO. 5002



Light Grey  
- RAL NO. 7035



Dusty Grey  
- RAL NO. 7037



Turquoise Green  
- RAL NO. 6016



Opal Green  
- RAL NO. 6026



