



## Maxima Sail™

The Maxima Sail™ is an economical and eye-catching Shade Sail. Its superior design adds a splash of colour and robust, long-lasting shelter. Its versatility is what makes the Maxima Sail™ so popular, it comes in an unlimited number of shapes, configurations and colours.

- ✓ Solid steel framework
- ✓ Framework finished in Dura-coat finish
- ✓ Wide range of sizes
- ✓ Extensive choice of colour options
- ✓ Longest guarantees on the market
- ✓ Enhance the look and increase coverage with multiple modules



### Appearance

Steelwork is galvanised only or finished in Dura-coat colour finish to any RAL colour. Shade cloth material is available in 15 colour options, PVC fabric available in 40 colours.

#### FABRIC OPTIONS

**Shade cloth** – The Maxima Sail™ boasts high-quality knitted shade cloth that utilises the latest technology to provide a strong and hard-wearing outdoor fabric for use in tension structures. Its robust and durable combination provides 90-98% UV protection

in a range of 15 striking colour choices.

**PVC Fabric** - This high strength waterproof fabric, manufactured using the latest technology, offers an unrivalled lifespan and enhanced shelter from the elements. Available in 40 stunning colour choices.

Post pads can be any colour, often contrasting with the structure.

### Services

A&S Landscape recommend early consultation to consider all aspects of the installation of our Maxima Sail™. We provide free quotations, technical information and drawing files (at design stage) to allow effortless incorporation into Architects' drawings. Our service to you includes: - comprehensive site surveys, CAD Drawings, and project management. Early technical involvement often improves design, aesthetics and cost.

#### BESPOKE PRODUCTS

Our ability to extensively customise our products ensures that we can meet any specialist requirements that you may have. Our flexible modular system often allows this to be done very economically whilst retaining all of our superior performance characteristics.

### Specification

#### TYPICAL APPLICATIONS

The Maxima Sail™ is ideal for –  
Dining and recreational areas | Plazas | Playgrounds  
Pubs and restaurants | Parks and public spaces  
Nurseries and playgrounds

The Maxima Sail™ is not designed for high winds or to bear the weight of snow. If removing the sail isn't feasible ahead of snow, gently clearing any buildup with a long-handled broom will be required.

#### FRAMEWORK


Uprights on the Maxima Sail™ are manufactured to suit the application in either straight or curved form. All steelwork on this is available in Dura-coat™ finish to any RAL colour.

#### FOUNDATION/INSTALLATION DETAIL

Uprights can be root fixed, base plate fixed onto preformed bases or installed into precast sockets. Normally the fabric for the Shade Sail would be measured and manufactured after upright installation. Please speak to our technical department for more information.

#### SPECIFICATION CLAUSE

To supply and install to manufacturer's recommendations: Maxima Sail™ to overall size --- mm X --- mm (or as per plan no---) to include for shade cloth/waterproof fabric, Dura-coat™ finish steel frame to RAL- --- as manufactured by A&S Landscape, March Way, Battlefield Enterprise Park, Shrewsbury, SY1 3JE  
T: 01743 444100 E: sales@aandslandscape.com



## Colours

### Standard Steel Colours (any RAL colour available)



White Aluminium  
- RAL NO. 9010



Signal Yellow  
- RAL NO. 1003



Brown Red  
- RAL NO. 3011



Traffic Red  
- RAL NO. 3020



Squirrel Grey  
- RAL NO. 7000



Ultramarine Blue  
- RAL No. 5002



Gentian Blue  
- RAL NO. 5010



Sapphire Blue  
- RAL NO. 5003



Slate Grey  
- RAL NO. 7015



Moss Green  
- RAL NO. 6005



Signal Green  
- RAL NO. 6032



Jet Black  
- RAL NO. 9005

### Waterproof Fabric Colours



Aluminium



Peacock Blue



Garden Green



Black



Boulder



Burgundy



Buttercup



Spring Green




Tin Green



Alpine Blue



Revival Blue



Champagne



Rust



Concrete



Antelope



Peach



Hemp



Lagoon Blue



Lemon



Ultramarine Blue



Midnight Blue



Anthracite



Titanium



Orange



Pepper




Poppy



Porcelain Green



Raspberry



Enamel White



Pearl White



Victoria Blue



Tennis Green

### Shade Cloth Colours



Candy Red




Jazzberry Purple



Bubblegum Pink




Sherbet Orange



Mellow Haze Yellow



Lime Fizz



Domino Black




Koonunga Green



Abaroo Red



Morrocan Terracotta



Graphite Charcoal



Sheba Dark Blue



Bundena Blue



Karlo Sand



Chino Cream



